

SONY
make.believe



VPL-FX30

Solid Installation Projector



BrightEra™
Long Lasting Optics

Installation Flexibility and Hassle-free Maintenance with a Stylish Unobtrusive Design

The VPL-FX30 offers amazing installation flexibility and hassle-free maintenance, along with a stylish yet inconspicuous design that blends into any decor.

This projector is equipped with an excellent lens shift function and a standard 1.6x zoom lens, making image adjustment easy. It's also compatible with the optional lenses designed for Sony's VPL-F40 Series, extending the range of installation choices. The maintenance cycles of the lamp and cleaning filters are synchronized and exceptionally long, which cuts maintenance time and cost. In addition, the VPL-FX30 is designed to deliver a low total cost of ownership, and includes eco-friendly features, thanks to its long-lasting lamp and low power consumption.

Packing the most advanced projector technologies into a low-profile design, the VPL-FX30 is an excellent choice, delivering a dramatic brightness of 4200 lumens and high-quality images with XGA resolution.



FEATURES

Low Profile Design

The VPL-FX30 showcases a newly designed low profile chassis, so the projector appears to blend into the ceiling or wall on which it is mounted. The connector panel is located on the front of the unit so its cables cannot be seen by the audience, to further ensure the projector fits elegantly into the installation environment.



High Resolution Lens

The VPL-FX30 incorporates a high-resolution lens known as the All Range Crisp Focus (ARC-F) lens. Its large diameter and fine pitch ensure crisp pictures.



ARC-F Lens



Typical Lens (simulated images)

High Picture Quality

High Picture Quality and Bright Images

By combining a new-generation optical system that uses Sony's BrightEra™ with Long Lasting Optics technology* and a 3LCD projection system, the VPL-FX30 offers high picture quality in XGA (1024 x 768) resolution and a high brightness of 4200 lumens.

* BrightEra with Long Lasting Optics is the brand name for a new generation of optical system, which is a more advanced version of Sony's original BrightEra technology. In addition to the adoption of LCD panels that have pixels with large aperture ratios and inorganic alignment layers, BrightEra with Long Lasting Optics technology also uses an inorganic layer for polarization plates to greatly enhance reliability.

12-bit 3D Gamma Correction

The VPL-FX30 incorporates 12-bit 3D Gamma Correction circuitry to perform highly accurate gamma correction, achieving smoother gradations and richer gray-scale.



12-bit



10-bit (simulated images)

3LCD Projection Offers Brilliant Color Performance

The VPL-FX30 adopts a 3LCD projection system incorporating three LCD panels. This system enables the projector to present bright and natural images.



(simulated image)

I/P Conversion and Film Mode

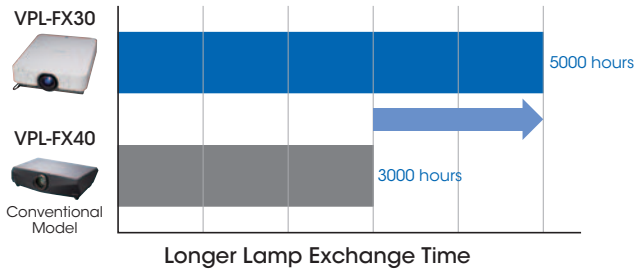
The video signal processing technology that Sony has incorporated in the VPL-FX30 offers I/P conversion and 2-3 pull-down to generate high-quality images with outstanding clarity.

Good TCO and ECO-friendly Design

Long-lasting Lamp

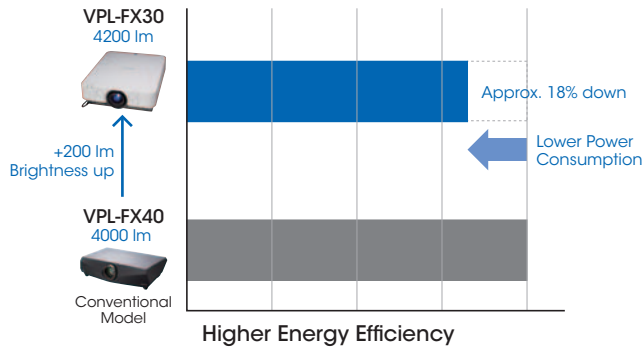
By incorporating a newly developed high-performance lamp and advanced lamp-control technology, the VPL-FX30 offers the recommended lamp replacement time of approximately 5,000 hours.*

* In Standard mode.




Low Power Consumption

The VPL-FX30 offers remarkably low power consumption, allowing users to make significant savings on electricity expenses.



ECO MODE Key

With a single push of the ECO MODE key on either the projector or the supplied Remote Commander™ unit, user can select energy-saving setting in the ECO Mode menu.



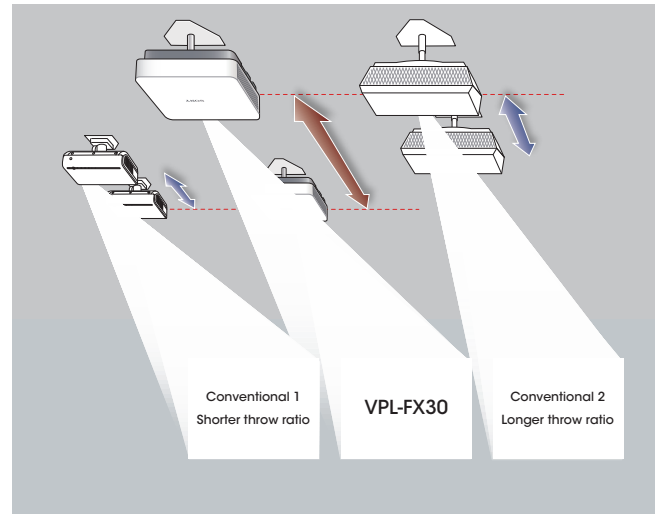
Installation Advantages

Lens Shift Function

The VPL-FX30 is equipped with a lens shift function, which is controlled from the projector control panel or the supplied Remote Commander unit. Using this function, the position of the projected image can be moved vertically by up to 51% and horizontally from -33% through to +33%. Images can be easily adjusted to the desired settings during installation.

Convenient, Simple Projector Replacement


The standard 1.6x zoom lens enables installation flexibility when replacing an existing projector with the VPL-FX30 – there's typically no need to change ceiling mount positions. For applications where more than a standard lens is needed, the VPL-FX30 is compatible with the optional VPLL-Z1024 and VPLL-Z1032 accessory lenses designed for Sony's current VPL-FX40 Series.



Nice Throw Ratio Coverage for Replacement Image

Centered Lens Design

The centered lens provides symmetry for a balanced installation, and makes set up very simple.

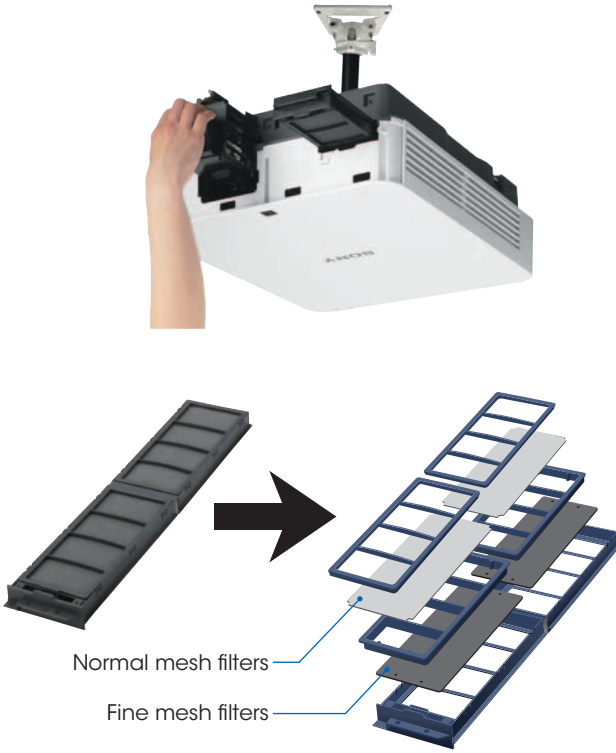


Symmetric Installation Image

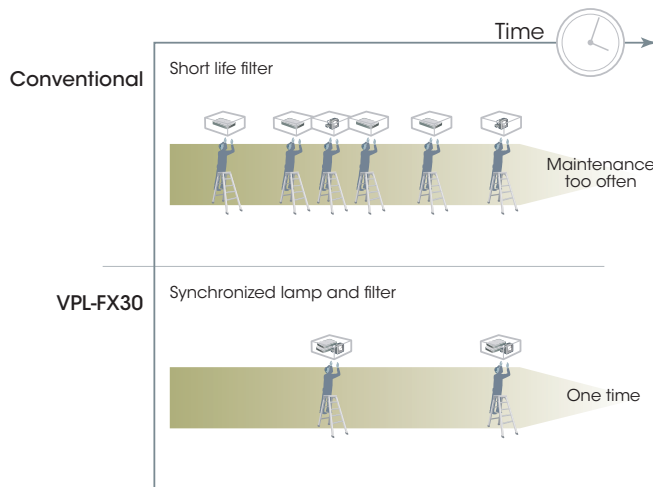
Hassle-free Maintenance

Easy Lamp and Filter Maintenance

When the air filter must be cleaned, a timely message is clearly displayed on screen. The lamp and the filter are accessible from the same side, so their replacement can be performed without uninstalling the projector. With typical usage, replacement filters have an approximate 15000-hour cleaning cycle. This is achieved by a Quad Filter System enabling both the lamp and the filters to be replaced at the same time, even in tough environments, saving maintenance time and cost.



Quad Filter System



Maintenance Cycle Comparison Image

Presentation Functions

Freeze Function

Freezes the projected image

Digital Zoom Function

Enlarges a section of the image

Picture/Audio Muting

Mutes the image/audio

Other Features

Closed Captioning

Official teletext broadcasting, developed by the NCI, USA

Security Pack

Security lock (password and mechanical), security bar, panel key lock, and security label

Network and Control

Controls and monitors projector status

Compatible with various control systems



Test Pattern Key

For easy screen adjustment

ID Mode

For individual control of multiple projectors

Audio Monitor Function

Allows audio to be selected based on input selection

Smart APA

Auto pixel alignment


Direct Power On/Off

Direct power control using the circuit breaker on the switch board

High Altitude Mode

For projector operation at high altitude

OPTIONAL ACCESSORIES



LMP-F230
Projector Lamp (for replacement)



PAM-600
Projector Suspension Support



VPLL-Z1024
Projector Lens



VPLL-Z1032
Projector Lens



PK-F30LA1
Projector Lens Adapter

OPTIONAL LENSES

Projection lens	VPLL-Z1024	VPLL-Z1032
Zoom ratio	Manual (Approx. 1.4 x)	Manual (Approx. 1.6 x)
Focus	Manual	Manual
Screen size*	40" to 600"	40" to 600"
Maximum external dimensions	W 3 13/16 x H 3 7/16 x D 7 3/32 in (W 97 x H 87 x D 180 mm)	W 3 13/16 x H 3 7/16 x D 6 31/32 in (W 97 x H 87 x D 177 mm)
Weight	2 lb 7 oz / 1.1 kg	2 lb 7 oz / 1.1 kg
Required projection lens adapter	PK-F30LA1	PK-F30LA1

* Viewable area, measured diagonally.

PRESET SIGNAL CHART

Computer Signal

Resolution	fH [kHz]/ fV [Hz]	Input connector	
		RGB	DVI-D
640 x 350	31.5/70	●	
	37.9/85	●	
640 x 400	31.5/70	●	
	37.9/85	●	
640 x 480	31.5/60	●	●
	35.0/67	●	
	37.9/73	●	
	37.5/75	●	
	43.3/85	●	
800 x 600	35.2/56	●	
	37.9/60	●	●
	48.1/72	●	
	46.9/75	●	
832 x 624	53.7/85	●	
	49.7/75	●	
1024 x 768	48.4/60	●	●
	56.5/70	●	
	60.0/75	●	
	68.7/85	●	
1152 x 864	64.0/70	●	
	67.5/75	●	
	77.5/85	●	
1152 x 900	61.8/66	●	
1280 x 960	60.0/60	●	●
	75.0/75	●	
1280 x 1024	64.0/60	●	●
	80.0/75	●	
	91.1/85	●	
1400 x 1050	65.3/60	●	●
1600 x 1200	75.0/60	●	●
1280 x 768	47.8/60	●	●
1280 x 720	45.0/60	●	●
1920 x 1080	67.5/60	●	●
1360 x 768	47.7/60	●	●
1440 x 900	55.9/60	●	●
1680 x 1050	65.3/60	●	●
1280 x 800	49.7/60	●	●
1920 x 1200	74.0/60	●*1	●*1

Digital TV Signal

Signal	fV [Hz]	Input connector	
		RGB *2 / YPbPr	DVI-D
480i	60	●	●
576i	50	●	●
480p	60	●	●
576p	50	●	●
1080i	60	●	●
1080i	50	●	●
720p	60	●	●*3
720p	50	●	●
1080p	60		●*3
1080p	50		●

Analog TV Signal

Signal	fV [Hz]	Input connector
		VIDEO/S VIDEO
NTSC	60	●
PAL/SECAM	50	●

*1: Available for VESA Reduced Blanking signals.

*2: With INPUT A only.

*3: Determine as a computer signal.

• When a signal other than the signals listed in table is input, the picture may not be displayed properly.

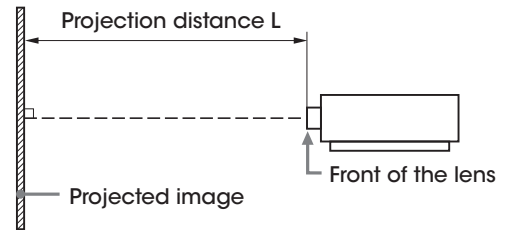
• An input signal meant for screen resolution different from that of the panel will not be displayed in its original resolution. Text and lines may be uneven.

INSTALLATION DIAGRAM

Projection Distance

Unit: inches (m)

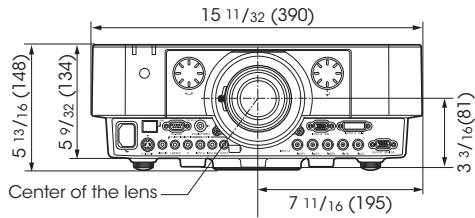
Projection image size		Projection distance L		
Diagonal	Width x Height	Standard lens	VPLL-Z1024	VPLL-Z1032
80-inch (2.03 m)	64 x 48 (1.63 x 1.22)	91 - 145 (2.31 - 3.69)	152 - 207 (3.85 - 5.28)	207 - 315 (5.24 - 8.01)
100-inch (2.54 m)	80 x 60 (2.03 x 1.52)	114 - 182 (2.89 - 4.62)	191 - 260 (4.84 - 6.62)	260 - 395 (6.59 - 10.05)
120-inch (3.05 m)	96 x 72 (2.44 x 1.83)	137 - 218 (3.48 - 5.56)	230 - 313 (5.83 - 7.97)	313 - 476 (7.94 - 12.09)
150-inch (3.81 m)	120 x 90 (3.05 x 2.29)	172 - 274 (4.36 - 6.96)	288 - 393 (7.31 - 9.98)	392 - 596 (9.95 - 15.14)
200-inch (5.08 m)	160 x 120 (4.06 x 3.05)	230 - 366 (5.83 - 9.29)	385 - 525 (9.77 - 13.34)	525 - 797 (13.32 - 20.24)



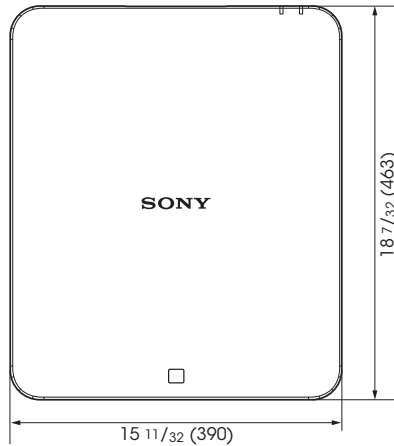
DIMENSIONS

Front

Unit: inches (mm)



Top



SPECIFICATIONS

		VPL-FX30
Display system		3 LCD system
Display elements	Effective display size	0.79" (20.1 mm) x 3, BrightEra, Aspect ratio: 4:3
	Effective pixels	2,359,296 (1024 x 768 x 3) pixels
Projection lens	Zoom	Manual (Approx. 1.6 x)
	Focus	Manual
	Lens shift	Manual, Vertical: Upward 51% to Downward 0% Horizontal: Right 33% to Left 33%
Light source		High-pressure mercury lamp 230 W type
Recommended lamp replacement time*1		4000 H (Lamp mode: High) 5000 H (Lamp mode: Standard)
Filter cleaning cycle		Max. 15000 H*1 Same time as the lamp replacement is recommended
Screen size		40" to 600" (1.02 m to 15.24 m)*2
Luminous flux (brightness)		4200 lm (Lamp mode: High)
		3000 lm (Lamp mode: Standard)
Color luminous flux (Color brightness)		4200 lm (Lamp mode: High)
		3000 lm (Lamp mode: Standard)
Contrast ratio*3		2000:1
Displayable scanning frequency	Horizontal	14 kHz to 93 kHz
	Vertical	47 Hz to 93 Hz
Display resolution	Computer signal input	Maximum display resolution: 1920 x 1200 dots*4 (resizing display) Panel display resolution: 1024 x 768 dots
	Video signal input	NTSC, PAL, SECAM, 480/60i, 576/50i, 480/60p, 576/50p, 720/60p, 720/50p, 1080/60i, 1080/50i, 1080/60p, 1080/50p
Color system		NTSC3.58, PAL, SECAM, NTSC4.43, PAL-M, PAL-N, PAL60
V. Keystone correction		Max. +/- 30 degrees*5
OSD language		20-languages (English, Dutch, French, Italian, German, Spanish, Portuguese, Turkish, Polish, Russian, Swedish, Norwegian, Japanese, Simplified Chinese, Traditional Chinese, Korean, Thai, Vietnamese, Arabic, Persian)
Computer and video signal input/output	INPUT A	RGB / Y Pb Pr input connector: 5BNC (female) Audio input connector: Stereo mini jack
	INPUT B	RGB input connector: Mini D-sub 15-pin (female) Audio input connector: Stereo mini jack (shared with INPUT C)
	INPUT C	DVI-D input connector: DVI-D 24-pin (Single link), supported HDCP Audio input connector: Stereo mini jack (shared with INPUT B)
	S VIDEO IN	S video input connector: Mini DIN-4 pin Audio input connector: Pin jack (x2) (shared with VIDEO IN)
	VIDEO IN	Video input connector: Pin jack Audio input connector: Pin jack (x2) (shared with S VIDEO IN)
	OUTPUT	Monitor output connector*6: Mini D-sub 15-pin (female) Audio output connector*7: Stereo mini jack (variable out)
	Other signal input/output	
Operating temperature (Operating humidity)		32°F to 104°F / 0°C to 40°C (35% to 85% (no condensation))
Storage temperature (Storage humidity)		-4°F to +140°F / -20°C to +60°C (10% to 90%)
Power requirement		AC 100 V to 240 V, 3.3 A to 1.3 A, 50/60 Hz
Power consumption	AC 100 V to 120 V	330 W
	AC 220 V to 240 V	310 W
Standby mode power consumption	AC 100 V to 120 V	11 W (Standby mode: Standard) / 0.15 W (Standby mode: Low)
	AC 220 V to 240 V	12 W (Standby Mode: Standard) / 0.3 W (Standby mode: Low)
Heat dissipation	AC 100 V to 120 V	1126 BTU
	AC 220 V to 240 V	1058 BTU
Standard outside dimensions		W 15 11/32 x H 5 13/16 x D 18 25/32 in (W 390 x H 148 x D 477 mm) W 15 11/32 x H 5 9/32 x D 18 7/32 in (W 390 x H 134 x D 463 mm) (without protrusion)
Weight		17 lb 7 oz / 7.9 kg
Supplied accessories		RM-PJ19 Remote Commander (1), Size AA (R6) batteries (2), AC power cord (1), Cable ties (2), Quick Reference Manual (1), Security Label (1), Operating Instructions (1)

*1 The figures are expected maintenance time and not guaranteed. They will depend on the environment or how the projector is used.

*2 Viewable area, measured diagonally.

*3 The value is average.

*4 Available for VESA Reduced Blanking signal.

*5 Depend on resolution. This projector tilt angle is up to +/- 15 degrees.

*6 From INPUT A and INPUT B.

*7 Works as audio switcher function. From current channel only.

